



ALUMINUM ROLLER SHUTTER



The Most Representative
Facade Shading Product

ULEPANDA



**Highly efficient
shading and energy saving**

▼ ULEPANDA SOLUTION

85% of human activities are carried out indoors. A house is an important place in your life. Keeping indoor comfort is one of your main expenses. Aluminum roller shutters offer outstanding performance at an economical cost. It has become the first choice for buildings to reduce energy consumption and increase safety.

The ULEPANDA aluminum roller shutter is durable and weather resistant. It offers additional protection against cold and heat intrusion into the room. Therefore, it meets the requirements for thermal insulation in both winter and summer.

Front-mounted aluminum roller shutters are suitable for all renovation projects. They can be installed directly in front of a window or on an external wall. Multi-choices of roller shutter boxes give the building's facade a unique look.

The top-mounted integrated roller shutter is more suitable for new buildings. By combining the window and the sunshade, multiple functions are achieved, and the duplication of machining and installation work is avoided. It also allows the product and the building to be perfectly integrated for a better appearance.



▼ FUNCTIONS & FEATURES



PRIVACY PROTECTION

Rolling curtains offer you more privacy by simply opening and closing your rolling curtains at any time you like – whether fully open, partially open or somewhere in between, you are completely free to decide to keep your interior from outside eyes.



SHADING PROTECTION

It protects against glare and heat radiation. You can adjust your roller shutters flexibly depending on the sun's height. The sunlight entering the room will be soft and your furniture will be protected from UV rays. You are able to adjust the incoming sunlight flexibly according to your preference.



WIND AND RAIN PROTECTION

Before your windows are damaged by rain, hail, snow, or storms, protect them with your roller shutters. It helps your windows last longer.



NOISE REDUCTION

The interior of the slat is filled with a kind of sound-insulating polymer material. When the shutter is closed, it can reduce the disturbing noise by 8-10 dB from outside, giving you a quiet place in the noisy city.



THERMAL INSULATION

Roller shutters can create a pleasant indoor environment and reduce energy costs. In summer, the heat will be kept outside to make the house cool. In winter, the cold air will be isolated outside, and the warm air inside will not escape.



ENERGY SAVING

Aluminum roller shutters can effectively isolate 100% sunlight heat radiation. The slats are filled with polyurethane foam which will help to save about 55% of cooling energy consumption in summer and about 35% of heating system consumption in winter.



ANTI-THEFT

When the aluminum roller shutter is closed, the roller shutter surface is integrated with the wall. So there is no climbing point, and the indoors and outdoors are separated, making your home safer. And in an emergency, the roller shutter can be opened to form an escape route.



BEAUTIFUL AND LASTING

The aluminium material is sanded, polished, cleaned, primed and top-coated in a number of processes, so it will look as good as new for a long time.



EASY CONTROL

The electric control is combined with the mobile APP, which can be controlled at a far distance. The intelligent operation has a scene-setting mode, which can be automatically adjusted every day so that you can enjoy energy saving and comfort without human control.



▼ PRODUCT COMPARISON

-		Aluminum Roller Shutter	Aluminum Louvers	Zip Fabric Blinds
Function	Sunshading Protection	★★★★★	★★★★	★★★
	Wind And Rain Protection	★★★★★	★★★★	★★★
	Noise Reduction	★★★★★	★★★★	★★★
	Beautiful Appearance	★★★★★	★★★★★	★★★★★
	Light Adjusting	★★★★	★★★★★	★★★★
	Burglary Protection	★★★★★	★★★★	-
	Insect Protection	★★★★	-	★★★★★
	Privacy Protection	★★★★★	★★★★★	★★★★★
Parameters	Shading Coefficient	0-0.9	0.15-0.85	0.15-0.95
	Wind Resistance	≥2kpa	≥0.9kpa	≥1.5kpa
	Production Grade	Ip44	Ip54	Ip44
	Durability	≥30,000 Times	≥15,000 Times	≥15,000 Times
Application Space	-	Heights≤3m Width≤2.4m Width > 2.4m Make Sub-frames	Heights≤5m Width≤4m Width > 4m Make Sub-frames	Heights≤6m Width≤6m Width > 6m Make Sub-frames
Specification	-	Slats: 39、40、45 Cover Box: 137a、150a、165a 180a、205a	Slats: F50、f60、f80 Cc80、ce90、cz90	Cover Box: 110s、114s、132s 114r、132r
Installation Methods	-	Front-mounting Top-mounting	Front-mounting	Front-mounting
Production Capacity	-	100,000 Sets+	50,000 Sets+	20,000 Sets+
Drive	-	Motor	Motor	Motor
Control	-	Switch, Remote Control, Intelligent Control	Switch, Remote Control, Intelligent Control	Switch, Remote Control, Intelligent Control
Service Life	-	20 Years	20 Years	20 Years
Manufacturing Standards	-	En 13120	En 13120	En 13561
Certification	Quality Certification	Ccc、ce		
	Safety Certification	Rohs		
	System Certification	Iso 9001、iso 14001		

▼ FRONT-MOUNTING SHUTTERS



The flexible aluminum roller shutter has three chamfer options for front mounting in window openings. Three different chamfer options for the roller shutter box make it highly adaptable while giving it a clean look and lines. Among the numerous configuration options, you will find the product that best suits your needs.

- ✓ Hermetically sealed aluminum boxes for roller shutters, Roll-formed or extruded
- ✓ Low space requirements and easy maintenance
- ✓ Operation: Radio-controlled motor, mechanical motor drive
- ✓ Motor drive
- ✓ Optional functions: rigid shaft tamper-resistant connector "anti-push-up device", flexible connector "spring hanger"

Application

MODELS	FOLDING SIZE	THICKNESS	UNFOLDED SIZE	LIGHTING HOLD SIZE	LUMINOUS-NESS	MAX COVER AREA	MAX WIDTH	MAX HEIGHT
E39	39.5mm	4mm	41.6mm	12mmx1mm	0.96%	7.2m ²	2400mm	3000mm
E40	38.9mm	7mm	42.9mm	12mmx1mm	0.92%	9m ²	3000mm	3000mm
E45	44.8mm	5mm	47.1mm	12mmx1mm	0.84%	7.2m ²	2400mm	3000mm

E39 ————— ▼



E40 ————— ▼



E45 ————— ▼



▼ 1/4 ROUND FRONT ROLLER SHUTTERS



Front-mounted roller shutters with 1/4 round airtight extruded aluminum box for installation on windows or masonry.

1/4 round front-mounted roller shutters for installation on sills or masonry. The rounded corners of the box offer exciting design - when installed deep in the window sill, and the appearance is completely rounded. Adjust the system to give you the necessary convenience with comprehensive configuration options.

- ✔ Airtight aluminum box, Extrusion
- ✔ 1/4 round
- ✔ Low space requirements and easy maintenance
- ✔ Operation: Radio-controlled motor, mechanical motor drive
- ✔ Motor drive
- ✔ Optional functions: rigid shaft tamper-resistant connector "anti-push-up device", flexible connector "spring hanger"

Application

MODELS	FOLDING SIZE	THICKNESS	UNFOLDED SIZE	LIGHTING HOLD SIZE	LUMINOUS-NESS	MAX COVER AREA	MAX WIDTH	MAX HEIGHT
E39	39.5mm	4mm	41.6mm	12mmx1mm	0.96%	7.2m ²	2400mm	3000mm
E40	38.9mm	7mm	42.9mm	12mmx1mm	0.92%	9m ²	3000mm	3000mm
E45	44.8mm	5mm	47.1mm	12mmx1mm	0.84%	7.2m ²	2400mm	3000mm

E39 ————— ▼



E40 ————— ▼



E45 ————— ▼



▼ SAFETY-TYPE FRONT ROLLER SHUTTERS



The security series roller shutters can be opened and closed freely. Unlike traditional anti-theft windows, they can form an escape channel in the event of a fire. Anti-prying and anti-push-up devices can prevent violent damage. The roller shutter is flush with the outer wall so that there is no climbing force in the air.


Safety roller shutters are multi-functional roller shutters with excellent design styles. The products are made of high-density aluminum alloy finishing profiles. The golden ratio hole pattern design allows the interior to ensure good light and ventilation while protecting privacy.

- ✓ Special 1/4 round aluminum box, extruded
- ✓ Aluminium roller shutter system, installed in the hole
- ✓ A comprehensive, safe, and efficient construction solution
- ✓ Operation: Radio-controlled motor, mechanical motor drive
- ✓ Motor drive
- ✓ Optional functions: rigid shaft tamper-resistant connector "anti-ush-up device", flexible connector "spring hanger"
- ✓ Safety series slats S0812/0815/0732

Application

MODELS	FOLDING SIZE	THICKNESS	UNFOLDED SIZE	LIGHTING HOLD SIZE	LUMINOUS-NESS	MAX COVER AREA	MAX WIDTH	MAX HEIGHT
S0812T	12.6mm	8mm	19.6mm	67mmx4.6mm	20.87%	7.35m ²	3000mm	2450mm
S0815	14.7mm	8.3mm	18.5mm	100mmx2.8mm	13.68%	7.65m ²	3000mm	2550mm
L3207	32mm	7.3mm	38mm	9mmx4.2mm	7.74%	8.04m ²	3000mm	2680mm


S0812T ▼



S0815 ▼



L3207 ▼



▼ TOP MOUNTING SYSTEM



The window system and external sunshade finally combined

The designer has integrated the roller shutter and the window into a single unit. It realizes not only multiple functions of the window but also avoids repetitive labor in the process of processing and installation. It also allows the perfect combination of shading and architecture to make the appearance more beautiful. It can be matched with different brands and models of system windows to meet the needs of different energy conservation standards and users.

PRODUCT ADVANTAGES

INTEGRATED ROLLER SHUTTER EXTERNAL SUNSHADE STRUCTURE

It abandons the separate installation of traditional windows and external sunshade products and changes to an integrated design and installation. Simplify the design and construction process and avoid the damage to the wall caused by the second construction. It can be installed with the window in one step to improve construction efficiency.

APPLICATION OF HOLLOW PVC PROFILES

The roll-up box body is made of hollow PVC profiles with good thermal resistance as the main structure. It guarantees the box's strength and thermal insulation properties—high-performance PVC, energy-saving, moisture-proof, and stable.

WATERPROOF AND AIR-PROOF DESIGN

The joints at the PVC ends of the box are sealed with rubber sealing strips and drip openings to ensure an airtight seal.

OPERATION: RADIO-CONTROLLED MOTOR, MECHANICAL MOTOR DRIVE

Motor driven

INLINE INSTALLATION

We change the traditional external installation to the built-in wall installation to avoid the danger of falling. The complex structure of the facade is simplified. The one-stop window opening realizes accurate, simple, and trouble-free installation.

EMBEDDED STEEL STRUCTURE

The box is embedded with a profiled steel skeleton, which strengthens itself and ensures the strength of the bond with the window frame.

INTERNAL ACCESS PORT DESIGN

The product is designed with an easy-to-open indoor maintenance window, which is conducive to later wiring construction and maintenance.

OPTIONAL FUNCTIONS

Rigid shaft anti-push connector "anti-push-up device", flexible connector "spring hanger"

▼ TOP MOUNTING SYSTEM

INSTALLATION ADVANTAGES

EASY TO INSTALL

Simultaneous design and construction with doors and windows avoid complex construction procedures. It facilitates the mutual matching and installation of products.

CONSTRUCTION SAFETY

It is installed indoors to avoid hoisting operations on the outer wall, improve safety, and significantly reduce installation difficulty.

FACADE INTEGRATION

Various decoration methods, such as hanging nets, plastering, and pasting insulation. It can be used to maintain the integration of the facade and the architectural design.

SAFE AND EASY MAINTENANCE

The product is designed with an indoor maintenance operation port, which can be used for indoor maintenance. It avoids the high-altitude operation of the outer wall and improves the safety and ease of product maintenance.



Application

MODELS	FOLDING SIZE	THICKNESS	UNFOLDED SIZE	LIGHTING HOLD SIZE	LUMINOUS-NESS	MAX COVER AREA	MAX WIDTH	MAX HEIGHT
E39	39.5mm	4mm	41.6mm	12mmx1mm	0.96%	7.2m ²	2400mm	3000mm
E40	38.9mm	7mm	42.9mm	12mmx1mm	0.92%	9m ²	3000mm	3000mm
E45	44.8mm	5mm	47.1mm	12mmx1mm	0.84%	7.2m ²	2400mm	3000mm

E39 ————— ▼



E40 ————— ▼



E45 ————— ▼



▼ PRODUCT STRUCTURES



THERMAL INSULATION MATERIAL

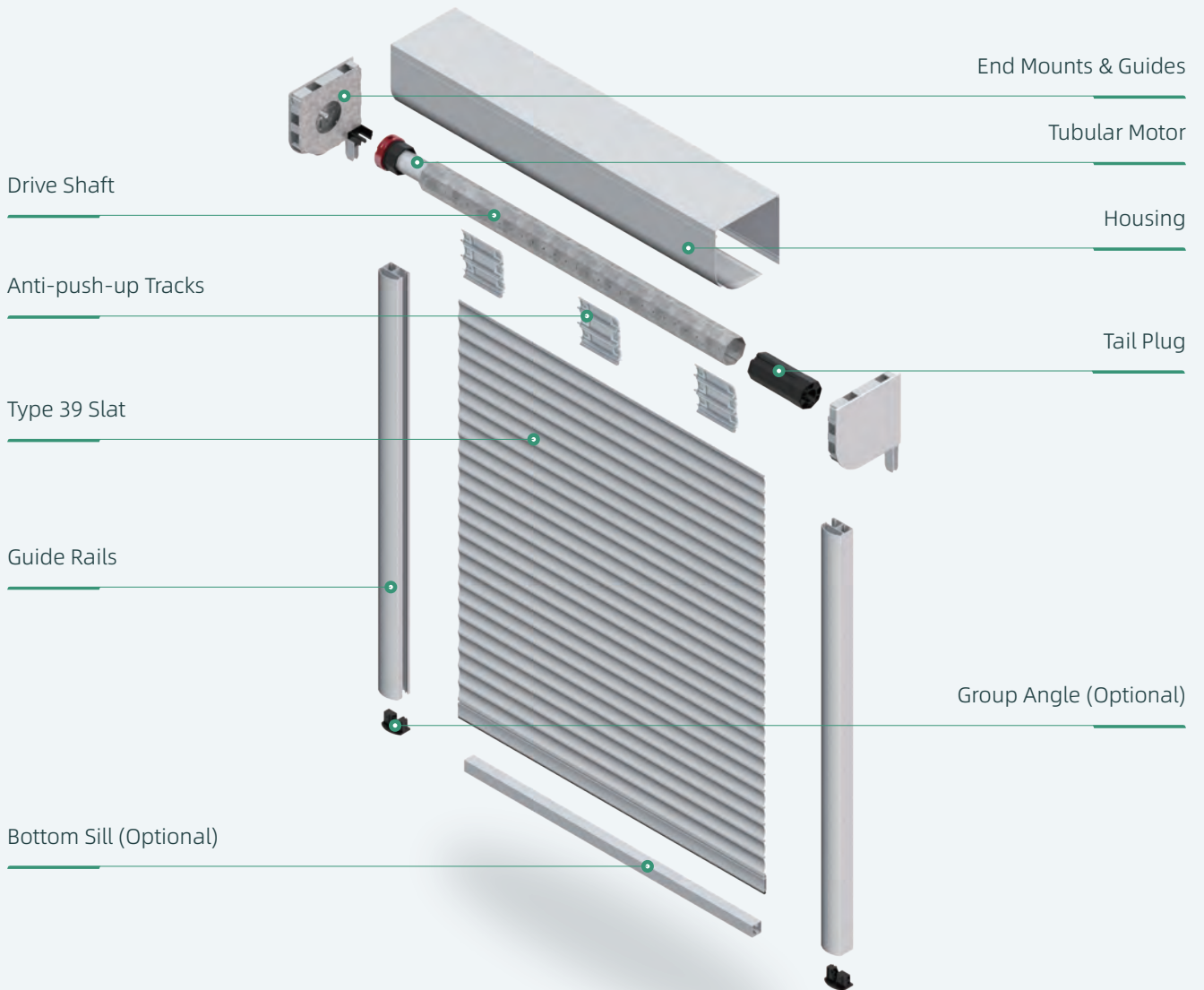
BASF material, with good performance in sound insulation, thermal insulation and thermal insulation.

SECURITY ANTI-THEFT

Equip with anti-push-up devices and sturdy material.

QUALITY ACCESSORIES

Slat shape, bottom slat, guide rail, cover box, end cap



▼ MATERIAL FEATURES



Nature is the strictest laboratory. Aluminum roller shutters are exposed to outdoor environments for a long time. Extreme climates such as cold, heat, ultraviolet rays, storms, rain, frost, and snow are enormous challenges that roller shutters face. Therefore, High-performance roller shutter materials have become very important.

The aluminum roller shutter is made of a high-standard material that hardly expands thermally in high-temperature conditions. It is weather resistant, lightweight, durable, resistant to twisting, and has an excellent service life. Compared to PVC and wood, aluminum is relatively unaffected by rust, wind, and weathering and retains its shape and color better. The surface appearance can last for many years without the need for repainting. In addition, aluminum roller shutters offer effective protection against break-ins.

The aluminum roller shutter is the most representative product in the shading industry. When the roller shutter is closed, it has a shading rate of 100%. The aluminum slat is machined using high-precision automated equipment. Engineers have used a special process to make the weather and wind resistance further enhanced to ensure that it is ready for use in any harsh environment.



▼ DRIVE FEATURES



Mechanical motors

1. Silent design makes product operation noise as low as 45dB.
2. Precision mechanical positioning structure, repeat positioning degree up to 2° .
3. Maximum number of limit turns up to 55 turns.
4. Braking structure using the original patented double-sided braking technology.

Built-in motors

1. Silent design makes product operation noise as low as 45dB
2. Precision mechanical positioning structure, repeat positioning accuracy up to 2°
3. The maximum number of limit turns can reach 55 turns
4. Braking structure using the original patented double-sided braking technology
5. The motor comes with a wireless receiver, which is easy to install and its performance is more reliable
6. Wireless receiver adopts anti-impact current relay, industrial-grade standard CPU, working temperature -40°C-85°C
7. Components using precision SMT process, surface moisture-proof treatment
8. Built-in super outlier receiver module, control distance, strong anti-interference ability, receiving sensitivity -110dBm



Product Parameters

Motor type	Moto model	Rated torque	Rated speed	Tube diameter	Tube length	Rated voltage	Rated power	Rated current	Protection grade
Mechanical motors	AM45-20N/17	20N.m	17rpm	45mm	564mm	230V	170W	0.735A	IP44
	AM45-30N/17	30N.m	17rpm	45mm	584mm	230V	200W	0.89A	IP44
	AM45-40N/12	40N.m	12rpm	45mm	584mm	230V	200W	0.89A	IP44
Built-in motors	AM45-20/17-E	20N.m	17rpm	45mm	667mm	230V	170W	0.735A	IP44
	AM45-30/17-E	30N.m	17rpm	45mm	682mm	230V	200W	0.89A	IP44
	AM45-40/12-E	40N.m	12rpm	45mm	682mm	230V	200W	0.89A	IP44

▼ CONVENIENT CONTROL



BASIC CONTROL

The basic control is a simple switch to open and close functions, which can be controlled by fixed switches, wall embeddings, hand-held remote control, etc. You can use a single shading system at will to achieve the best comfortable start and stop position you need. (Control installation, fixed switch, handheld remote control, wall embedded remote control)



STRENGTHEN CONTROL

The enhanced control includes a fixed switch and a hand-held remote control device to realize multiple control modes of single control and group control of sunshade equipment. The timing switch is also attached to strengthen the control, which can automatically control the relationship between the shade curtain and the sun irradiation Angle according to the sunlight moving line. It can also be equipped with light and wind sensors, which will automatically upload to the controller according to the all-weather information such as ambient brightness and wind speed, and timely adjust the shading system to be in the best state. The installation has no harm to the wall and does not affect the appearance of the inner and outer walls.



INTELLIGENT CONTROL

The intelligent control system allows software programming to control the shading system with a high degree of automation and links to the entire building's management system, including integrated control of temperature and artificial lighting that complement each other. The intelligent control system can also switch between automatic mode and manual mode, and preset control program can also be set in a specific date or time period, reducing a lot of manual control actions.



▼ RICH COLORS

With a wide range of colors to choose from, you can select a uniform color or individual colors for the blades and rails, depending on your facade.



BASIC COLOR


Silver, white, coffee, cream, and grey, 5 standard colors constitute the basic color selection of the roller shutter system. A selection of standard colors to meet the most popular color trends.



PERSONALIZED COLOR


Customized colorful colors to meet all your unique color needs.

▼ MOUNTING METHOD



FRONT MOUNTING

Our front-mounted roller shutters are installed on masonry or painted surfaces. The roller shutter box can be flush with the facade or stand out for a visual effect. Whether in new construction or retrofits, they can be used to save electricity.



TOP-MOUNTING

Our top-mounted roller shutters are simplified for installation and can be pre-installed on your new windows. They are installed as a single unit in a single work step, thus saving costs. Whether for new construction or as part of a renovation job. Depending on the model, your old roller shutter boxes can be modernized and reused internally.


▼ QUALITY ASSURANCE



- Five years warranty for the condition under regular use and maintenance and
- without human damage;
- Five years warranty for control system and remote control device ;
- Five years warranty for all fabrics ;
- Provide five years the quality assurance of aluminum alloy materials do not fade.

EXCELLENT CRAFTSMANSHIP

Imported from Italy production line, each production shift, each batch of materials has a self-inspection sample to ensure 100% quality inspection and comply with the EU standards. Each product will be the same.



ULEPANDA

ULE PANDA

Craft by Nanjing Jinxing Yu
Energy Saving Technology Co., Ltd

Address: 6 Liyuan Rd, Pukou District, Nanjing, Jiangsu, China, 211806

Email: Info.ulepanda@gmail.com

www.ulepanda.com

